


# Bleed & Purge Valves

---

The best partner for value creation  
We support the innovations of customer



# 06



Catalogue No. S-LOK Jan.2023

# SBLV Series Bleed Valves

S-LOK bleed valve is designed to use on instrumental fluidhandling apparatus such as manifolds and gauge root valves in order to vent signal line pressure to atmosphere before disassembly of an instrument or to facilitate in calibration of a control device.

## Features

- Pressure rating up to 10,000psi(689bar)@100°C(38°C).
- Back stop screw prevents from the accidental removal of stem.
- Stem is Hard Chrome Plated for maximum service life.
- Size range from 1/8" to 1/2" Tubing and piping system.
- Variety of End connections include S-LOK, NPT & ISO pipe threads Male/ Female



## Technical Data

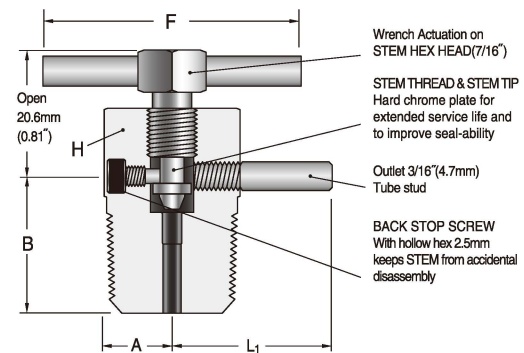
| Material            | Temperature Rating          | Pressure Rating                  |
|---------------------|-----------------------------|----------------------------------|
| Stainless Steel 316 | -65 to 850°F (-54 to 454°C) | 10,000psi(689bar) at 100°F(38°C) |
| Carbon Steel        | -20 to 450°F (-29 to 232°C) |                                  |
| Alloy 400           | -65 to 500°F (-54 to 260°C) |                                  |

## CNG / NGV Certifications

| Valve Series | Certificates     | ECE R110                    | ANSI NGV 3.1 - 2012         | ISO 15500                   |
|--------------|------------------|-----------------------------|-----------------------------|-----------------------------|
| SBLV Series  | Certificate No.  | 110R-126838                 | 126838AUT13                 | 126838MECH102               |
|              | Classification   | Class 0                     | Manual valve                | Manual valve                |
|              | Temperature      | -40 to 120°C (-40 to 248°F) | -40 to 120°C (-40 to 248°F) | -40 to 120°C (-40 to 248°F) |
|              | Working Pressure | 260 bar @ 120°C             | 248 bar @ 120°C             | 260 bar @ 120°C             |

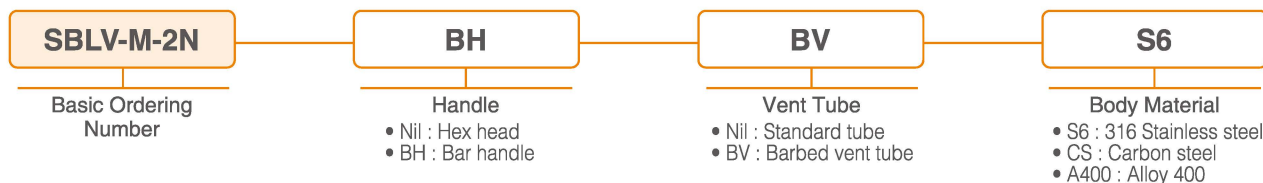
## Materials of construction

| Description     | Body Materials / ASTM and JIS Spec. |                       |                     |
|-----------------|-------------------------------------|-----------------------|---------------------|
|                 | Stainless Steel 316                 | Carbon Steel          | Alloy 400           |
| Body            | SS316<br>A276 or A479               | S45C                  | Monel 400<br>/ B164 |
| Stem            |                                     | SS316<br>A276 or A479 |                     |
| Back Stop Screw |                                     |                       |                     |
| Vent Tube       | SS316<br>A213 or A269               |                       | Monel 400<br>/ B165 |



## Ordering Information and Dimensions

| Basic Ordering Number | End Connection | Orifice mm. (Cv) | Dimensions inch (mm) |                |                |                |               |
|-----------------------|----------------|------------------|----------------------|----------------|----------------|----------------|---------------|
|                       |                |                  | A                    | B              | L <sub>1</sub> | H              | F             |
| SBLV-M-2N             | 1/8" Male NPT  | 3.2<br>(0.25)    | 0.31<br>(7.9)        | 0.75<br>(19.1) | 0.91<br>(23.0) | 5/8<br>(15.87) | 2.0<br>(50.8) |
| SBLV-M-4N             | 1/4" Male NPT  |                  |                      |                |                |                |               |
| SBLV-M-6N             | 3/8" Male NPT  |                  |                      |                |                |                |               |
| SBLV-M-8N             | 1/2" Male NPT  |                  |                      |                |                |                |               |



# SPUV Series Purge Valves

S-LOK Purge valves are mainly for bleed, vent or drain purpose. The knurled cap is not separable from the valve body for safety purpose. 1/4 turns of wrench pull-up from finger tight gives leak-free closure on first make-up. Proper tightening with a wrench secures for the closer rate to the desired pressure rate with sufficient make-ups.

## Features

- Pressure rating up to 4,000psig(275bar) for 316 stainless steel and up to 3,000 psig(206bar) for Carbon Steel and Brass at 100°F(38°C)
- Temperature rating from -65°F to 600°F (-54°C to 315°C) with Stainless Steel, from -65°F to 400°F (-54°C to 204°C) with carbon steel, from -20°F to 350°F (-29°C to 177°C) with brass.
- Vent hole bleeds excessive liquid or gas from the system lines.
- Knurled cap is crimped to valve body to prevent an accidental removal of the body.
- Size range from 1/8" to 1/2" tubing and piping system.
- Variety of end connections including S-LOK tube fittings, male/female NPT and ISO, SAE threads.



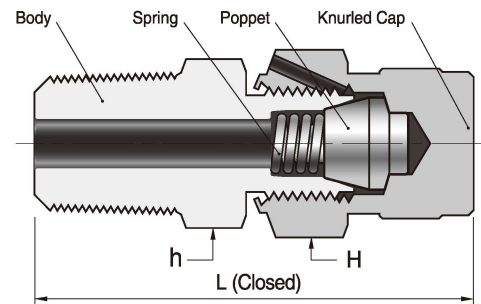
## CNG / NGV Certifications

| Valve Series | Certificates     | ECE R110                    | ANSI NGV 3.1 - 2012         | ISO 15500                   |
|--------------|------------------|-----------------------------|-----------------------------|-----------------------------|
| SPUV Series  | Certificate No.  | 110R-126838                 | 126838AUT13                 | 126838MECH102               |
|              | Classification   | Class 0                     | Manual valve                | Manual valve                |
|              | Temperature      | -40 to 120°C (-40 to 248°F) | -40 to 120°C (-40 to 248°F) | -40 to 120°C (-40 to 248°F) |
|              | Working Pressure | 260 bar @ 120°C             | 248 bar @ 120°C             | 260 bar @ 120°C             |

## Ordering Information and Dimensions

| Basic Ordering Number | Connection Type      | Dimensions inch (mm) |                |             |
|-----------------------|----------------------|----------------------|----------------|-------------|
|                       |                      | L                    | h              | H           |
| SPUV                  | F -2N 1/8 Female NPT | 1.56 (35.3)          | 9/16 (14.28)   | 5/8 (15.87) |
|                       | F -4N 1/4 Female NPT | 1.75 (39.8)          | 3/4 (19.05)    |             |
|                       | F -6N 3/8 Female NPT | 1.81 (41.6)          | 7/8 (22.22)    |             |
|                       | F -8N 1/2 Female NPT | 1.98 (46.5)          | 1-1/16 (26.98) |             |
|                       | M -2N 1/8 Male NPT   | 1.62 (36.8)          | 1/2 (12.7)     |             |
|                       | M -4N 1/4 Male NPT   | 1.81 (41.9)          | 9/16 (14.28)   |             |
|                       | M -6N 3/8 Male NPT   | 1.84 (42.4)          | 11/16 (17.46)  |             |
|                       | M -8N 1/2 Male NPT   | 2.09 (48.7)          | 7/8 (22.22)    |             |
|                       | M -4U 1/4in, 7/16-20 | 1.69 (38.0)          | 9/16 (14.28)   |             |
|                       | M -8U 1/2in, 3/4-16  | 1.81 (41.6)          | 7/8 (22.22)    |             |
|                       | S -2T 1/8 S-LOK      | 1.84 (42.6)          | 1/2 (12.7)     |             |
|                       | S -4T 1/4 S-LOK      | 1.94 (44.9)          | 1/2 (12.7)     |             |
|                       | S -6T 3/8 S-LOK      | 2.03 (47.2)          | 5/8 (15.87)    |             |
|                       | S -8T 1/2 S-LOK      | 2.19 (51.0)          | 13/16 (20.64)  |             |
|                       | S -6M 6mm S-LOK      | 1.94 (45.0)          | (14.0)         |             |
|                       | S -8M 8mm S-LOK      | 2.0 (46.3)           | (15.0)         |             |
|                       | T -4T 1/4 Tube Stub  | 1.87 (43.2)          | 1/2 (12.7)     |             |
|                       | T -6T 3/8 Tube Stub  | 1.94 (44.6)          | 1/2 (12.7)     |             |
|                       | T -8T 1/2 Tube Stub  | 2.15 (50.3)          | 9/16 (14.28)   |             |

## Materials of construction



| Description | Body Materials Grade / ASTM Spec. |              |       |
|-------------|-----------------------------------|--------------|-------|
|             | Stainless Steel 316               | Carbon Steel | Brass |
| Body        | SS316                             | Carbon Steel | Brass |
| Knurled Cap | A276 or A479                      | Carbon Steel | Brass |
| Poppet      | SS316 / A276 or A479              |              |       |
| Spring      | SS302 / A313                      |              |       |

## How to Order

Use S6 for 316 stainless steel, CS for carbon steel, or BS for brass as a suffix to the basic part number. (※ Example : SPUV-S-2T-S6)

## Option

**PTFE Poppet** : PTFE poppet provides leak tight shut-off with finger Pressure rating up to 200 psig (13.7bar) at 100°F (37°C) Temperature rating up to 300°F (176°C) To order, add designator-P as a suffix to the basic part number. **Example** : SPUV-S-2N-P-S6

**Caution** : When installing a S-LOK purge valve, the vent hole should be positioned not to influence the system fluid on operators. As the vent hole turns with the cap, discharging the valve is executed by turning the cap and be sure that purge valves should be always opened slowly in order to protect operators from exposure to hazardous system fluids.

**S-LOK<sup>®</sup>**