

Push-On Hose Fittings

The best partner for value creation
We support the innovations of customers



09



Catalogue No. S-LOK Jan.2023

Features

- No use special tools can quick installation.
- Easy and fast.
- Possible use hose size range of 1/4 to 1 in.
- All push on-hose fittings are reusable.



How to Assembly



1. Trim the hose end for leave flat and clean hose end.



2. Insert fitting first barb into hose. (use light oil or soapy water lubricate help to ease assembly)



3. Grip the hose or fitting and push on hose until hose seats into blue finishing cap.
4. Completed Assembly, ensure that the hose is completely inserted.

How to Disassembly

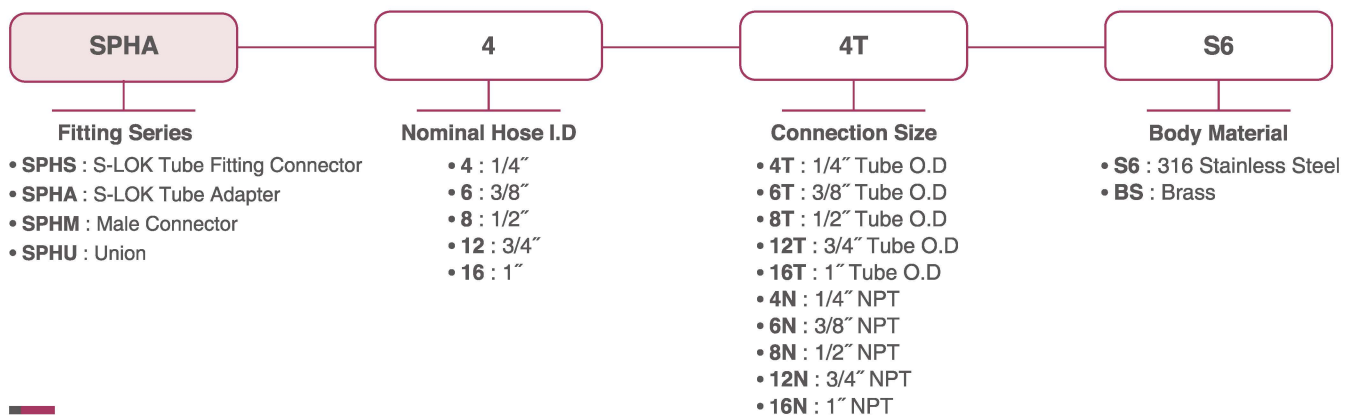


1. Cut hose lengthwise from blue finishing cap to end of barb.




2. Bend hose to expose barbs, then remove hose by quickly pulling.

Ordering Information




S-LOK Tube Fitting Connectors




Basic Ordering Number	Nominal Hose I.D	Tube O.D D	HEX. H ₁	HEX. H ₂	Dimension, mm		
					L ₁	L ₂	MIN.ID
SPHS-4-4T	1/4"	1/4"	9/16"	1/2"	26.7	46.5	4.3
SPHS-6-6T	3/8"	3/8"	11/16"	5/8"	29.4	51.5	6.9
SPHS-8-8T	1/2"	1/2"	7/8"	13/16"	33.2	60.1	9.1
SPHS-12-12T	3/4"	3/4"	1-1/8"	1-1/16"	34.5	76.7	14.7
SPHS-16-16T	3/4"	3/4"	1-1/2"	1-3/8"	41.0	88.0	20.3

S-LOK Tube Adapters




Basic Ordering Number	Nominal Hose I.D	Tube O.D D	HEX. H	Dimension, mm		
				L ₁	L ₂	MIN.ID
SPHA-4-4T	1/4"	1/4"	7/16"	25.2	45.0	4.3
SPHA-6-6T	3/8"	3/8"	9/16"	29.5	51.6	6.9
SPHA-8-8T	1/2"	1/2"	11/16"	35.8	62.7	9.1
SPHA-12-12T	3/4"	3/4"	15/16"	37.6	79.8	14.7
SPHA-16-16T	1"	1"	1-1/4"	46.7	93.7	20.3

Male Connectors



Basic Ordering Number	Nominal Hose I.D	Thread T (NPT)	HEX. H	Dimension, mm		
				L ₁	L ₂	MIN.ID
SPHM-4-4N	1/4"	1/4"	9/16"	22.9	42.7	4.3
SPHM-6-4N	3/8"	1/4"	9/16"	22.9	45.0	6.9
SPHM-6-6N	3/8"	3/8"	11/16"	24.6	46.7	6.9
SPHM-8-8N	1/2"	1/2"	7/8"	28.7	55.6	9.1
SPHM-12-12N	3/4"	3/4"	1-1/16"	33.8	76.0	14.7
SPHM-16-16N	1"	1"	1-3/8"	38.6	85.6	20.3

Unions



Basic Ordering Number	Nominal Hose I.D	HEX. H	Dimension, mm		
			L ₁	L ₂	MIN.ID
SPHU-4-4	1/4"	7/16"	10.7	50.3	4.3
SPHU-6-6	3/8"	9/16"	13.2	57.4	6.9
SPHU-8-8	1/2"	11/16"	13.7	67.5	9.1
SPHU-12-12	3/4"	15/16"	14.3	98.7	14.7
SPHU-16-16	1"	1-1/4"	16.5	110.5	20.3

S-LOK®